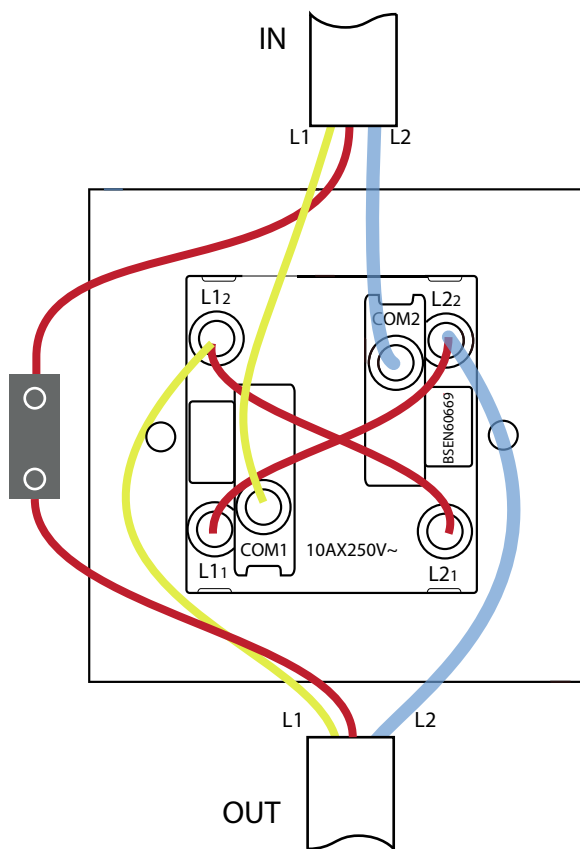


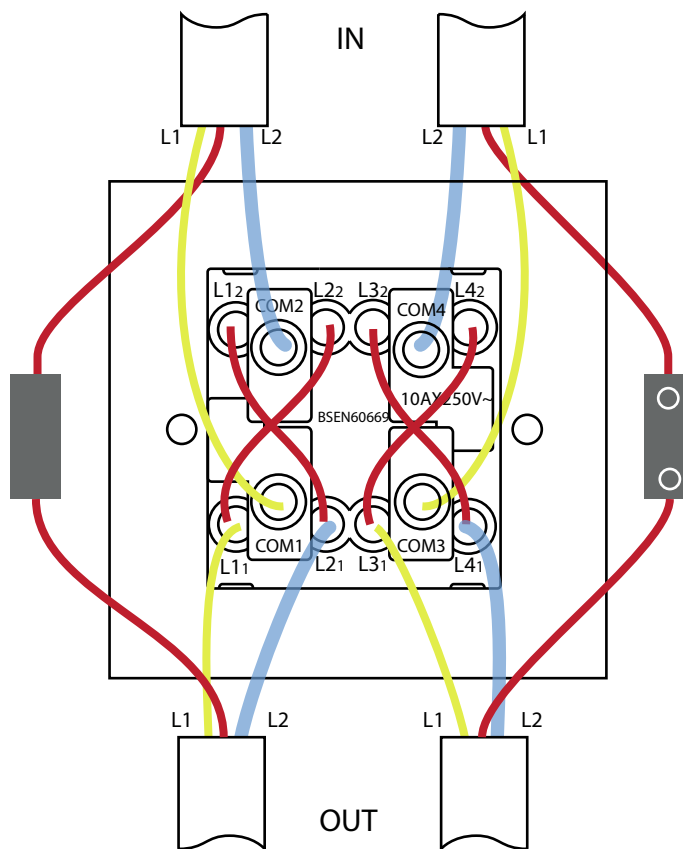
1 GANG - INTERMEDIATE

Add a link wires between L1₂ to L2₁ and L2₂ to L1₁



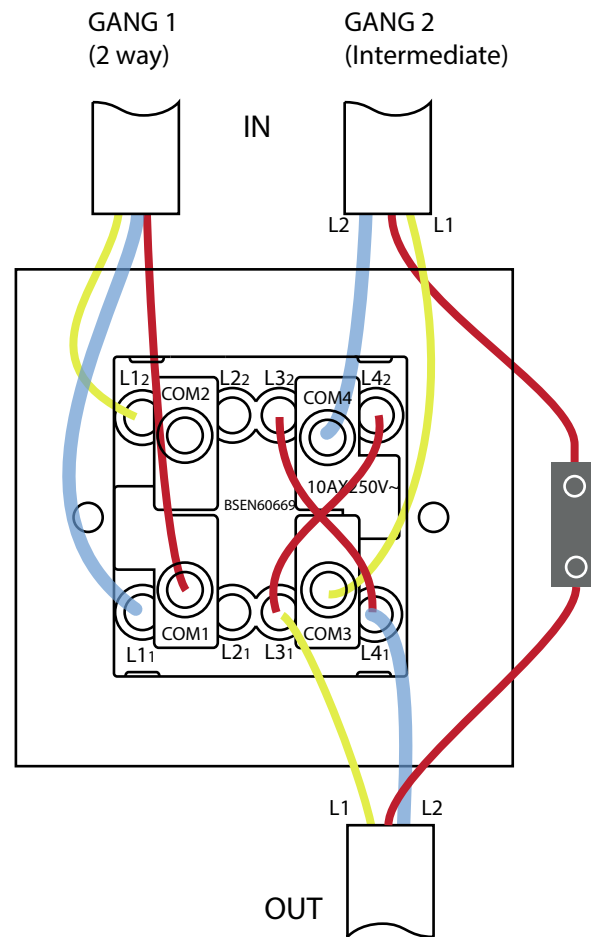
2 GANG - INTERMEDIATE

Add a link wires between L1₂ to L2₁, L2₂ to L1₁, L3₂ to L4₁ & L4₂ to L3₁



2 GANG - 2WAY + INTERMEDIATE

Add a link wires between L3₂ to L4₁ & L4₂ to L3₁



SAFETY WARNING Do not exceed the load rating as shown on the back of the product

Before use please read carefully and use in accordance with these safety instructions. Before commencing any electrical work ensure the supply is switched OFF at the mains. Either by switching off the consumer unit or by removing the appropriate fuse. This product should be installed in accordance with the relevant sections of the building regulations code and in accordance with the latest edition of IEE regulations (BS 7671).

If the unit is to be used as a replacement for an existing product, remove the existing unit from its location and disconnect the wiring. Connect the wires as shown in diagram. Ensure terminals are properly tightened and ensure no bare wires are visible. When pushing back into the backbox ensure no wires are trapped. Read the instructions carefully before starting the installation process and keep them safe for future reference.

ADDITIONAL LINK WIRES REQUIRED

CALL OR EMAIL US FOR SUPPORT: 01293 279 426 SUPPORT@RETROTOUCH.CO.UK